





1. CONCEPT
2. SITE ANALYSIS
3. COLLAGE
4. MATERIAL BOARD
5. FLOOR PLAN
6. ELEVATION
7. SECTION
8. FRONT EXTERIOR ELEVATION
9. DETAIL
10. INTERIOR RENDERS
11. MODEL



The background features a horizontal line across the top. Three halftone patterns are present: a rectangular one in the top-left, a large curved one on the left side, and another curved one in the bottom-right corner. All patterns are composed of small, light gray dots.

CONCEPT



THIS STUDIO OFFERS A DYNAMIC AND VERSATILE SPACE THAT SEAMLESSLY BLENDS & COMBINES BETWEEN  
MODERNITY WITH THE ASIAN CULTURE AESTHETICS



The background of the page is a light gray grid of dots. A large, stylized 'S' shape is formed by a denser concentration of these dots, starting from the top left, curving around the center, and extending towards the bottom right. The text 'SITE ANALYSIS' is centered within the white space of the 'S'.

## SITE ANALYSIS





SUN TYPICALLY RISES IN THE EAST AND SETS IN THE WEST THE SUN'S PATH CHANGES THROUGHOUT THE DAY, RISING IN THE EASTERN PART OF THE SKY, REACHING ITS HIGHEST POINT AROUND SOLAR NOON, AND THEN SETTING IN THE WESTERN PART OF THE SKY.

DEPENDING ON THE STUDIO'S ORIENTATION, WINDOW PLACEMENT, AND SHADING DEVICES, IT'S CRUCIAL TO CONSIDER HOW THE SUN'S MOVEMENT WILL IMPACT INTERIOR SPACES. PROPER SHADING CAN HELP REDUCE GLARE AND CONTROL THE AMOUNT OF DIRECT SUNLIGHT ENTERING THE STUDIO.

UNDERSTANDING THE SUN'S MOVEMENT ALLOWS DESIGNERS TO OPTIMIZE NATURAL DAYLIGHTING. THIS CAN ENHANCE THE STUDIO'S ENERGY EFFICIENCY BY REDUCING THE NEED FOR ARTIFICIAL LIGHTING DURING DAYLIGHT HOURS.





COLLAGE







The background features a large, stylized letter 'A' composed of a grid of small, light gray dots. The 'A' is formed by two diagonal bands of dots that meet at a point at the top, with a horizontal band of dots across the middle. The dots are arranged in a way that creates a sense of depth and perspective, with the bands appearing to recede into the distance. The overall effect is a minimalist, geometric design.

## MATERIAL BOARD



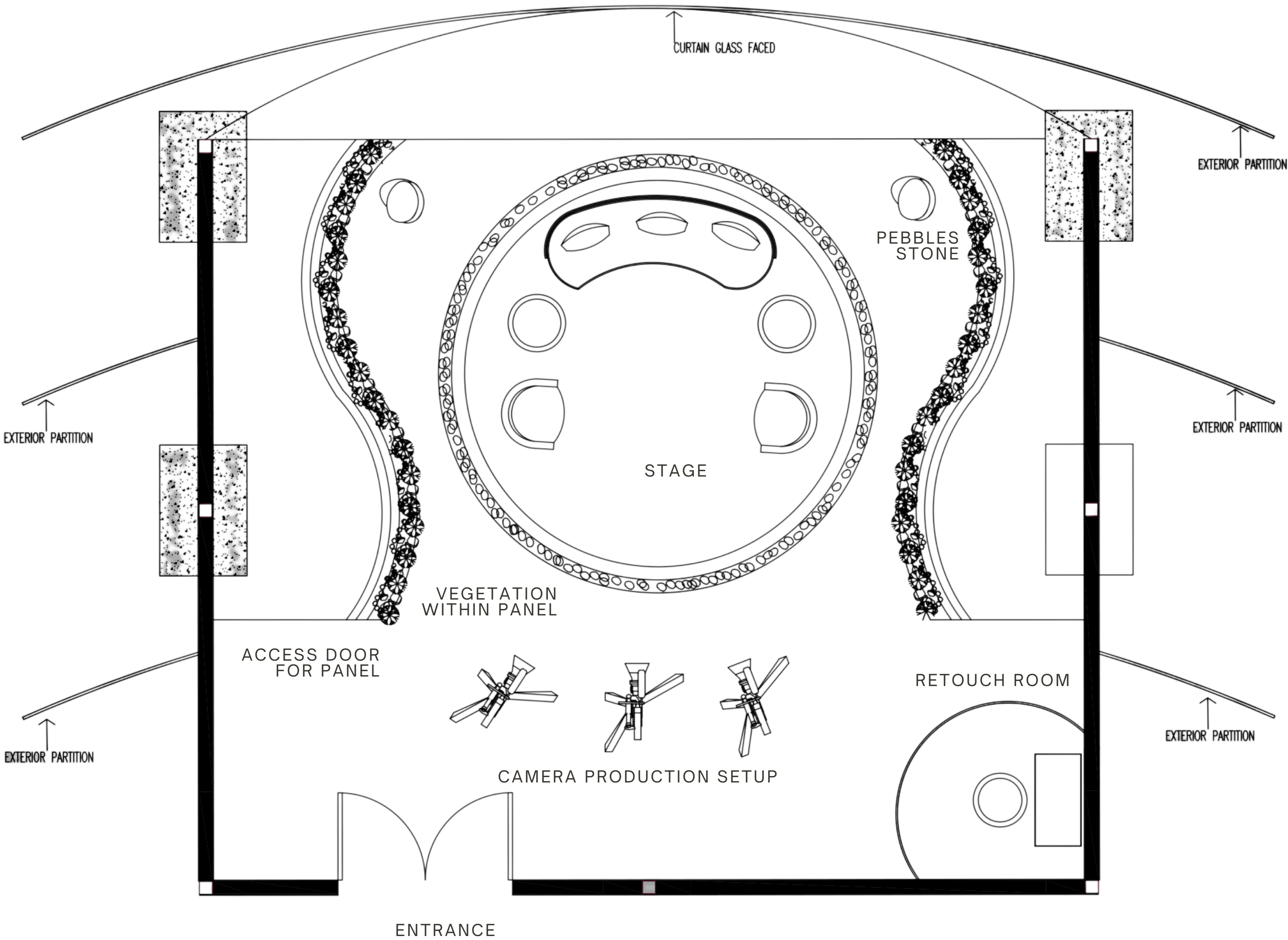






## FLOOR PLAN





FLOOR PLAN

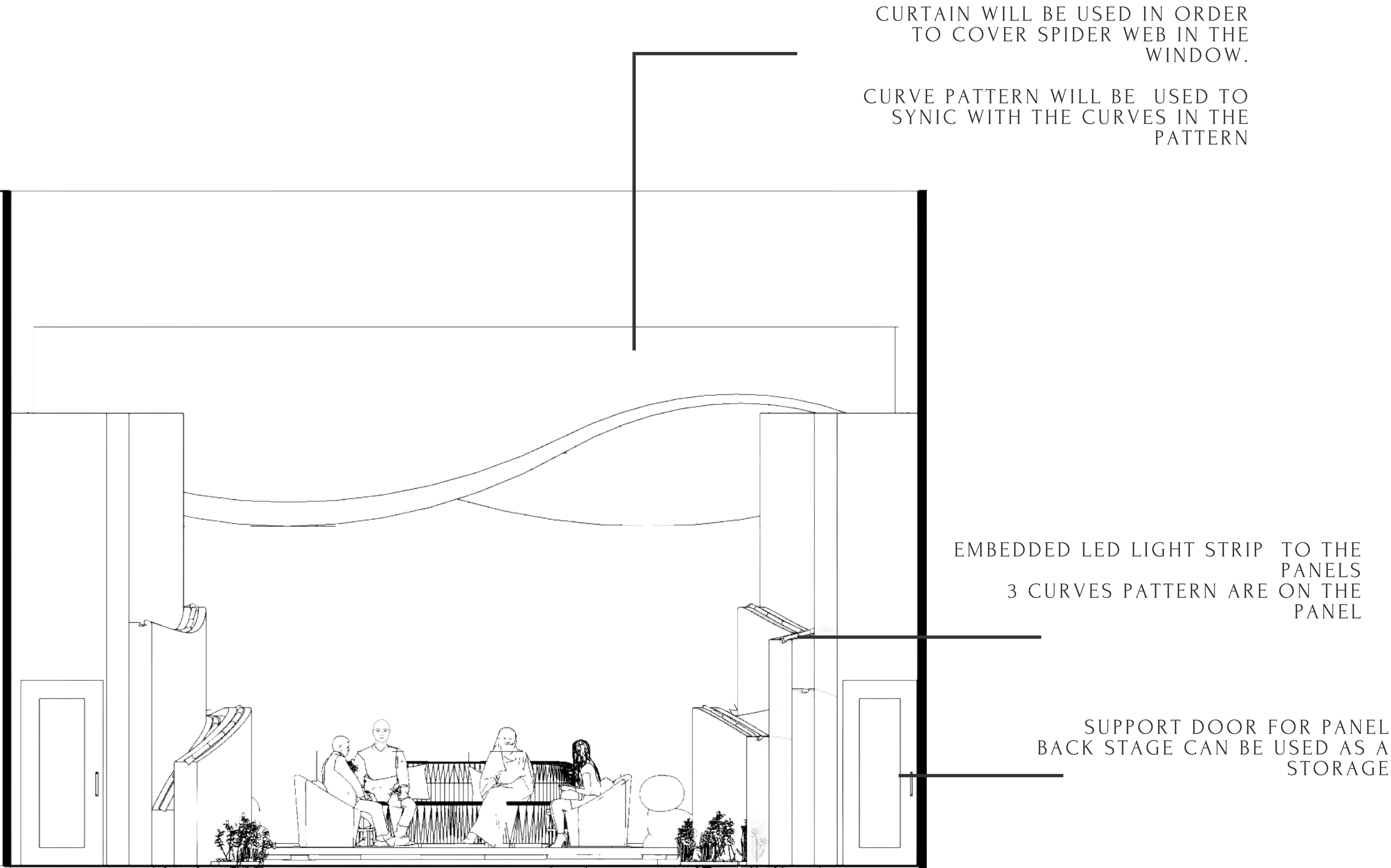
SCALE 1:50



The background features a large, stylized letter 'E' composed of a grid of small, light gray dots. The 'E' is positioned on the left side of the page, with its vertical bar extending from the top to the bottom and its horizontal bars extending towards the right. The dots are arranged in a way that creates a sense of depth and movement, with the density of the dots varying across the shape. The overall color palette is a soft, muted gray against a white background.

ELEVATION





ELEVATION A

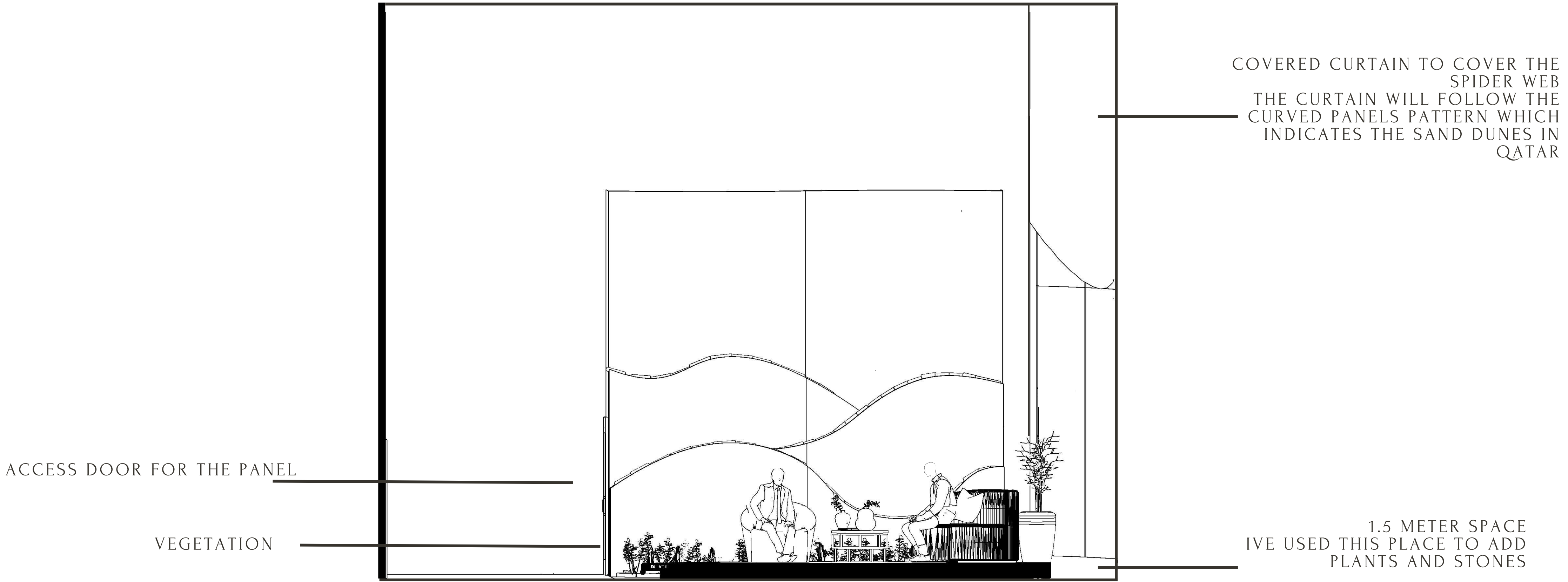
SCALE 1:50



The background of the page is a light gray grid of dots. A series of concentric, slightly curved lines of dots, in a slightly darker shade of gray, sweep across the page from the bottom left towards the top right, creating a sense of movement and depth. The dots are arranged in a regular grid pattern, with the curved lines following the same spacing and alignment as the background grid.

SECTION





ACCESS DOOR FOR THE PANEL

VEGETATION

COVERED CURTAIN TO COVER THE SPIDER WEB  
THE CURTAIN WILL FOLLOW THE CURVED PANELS PATTERN WHICH INDICATES THE SAND DUNES IN QATAR

1.5 METER SPACE  
IVE USED THIS PLACE TO ADD PLANTS AND STONES

SECTION

SCALE

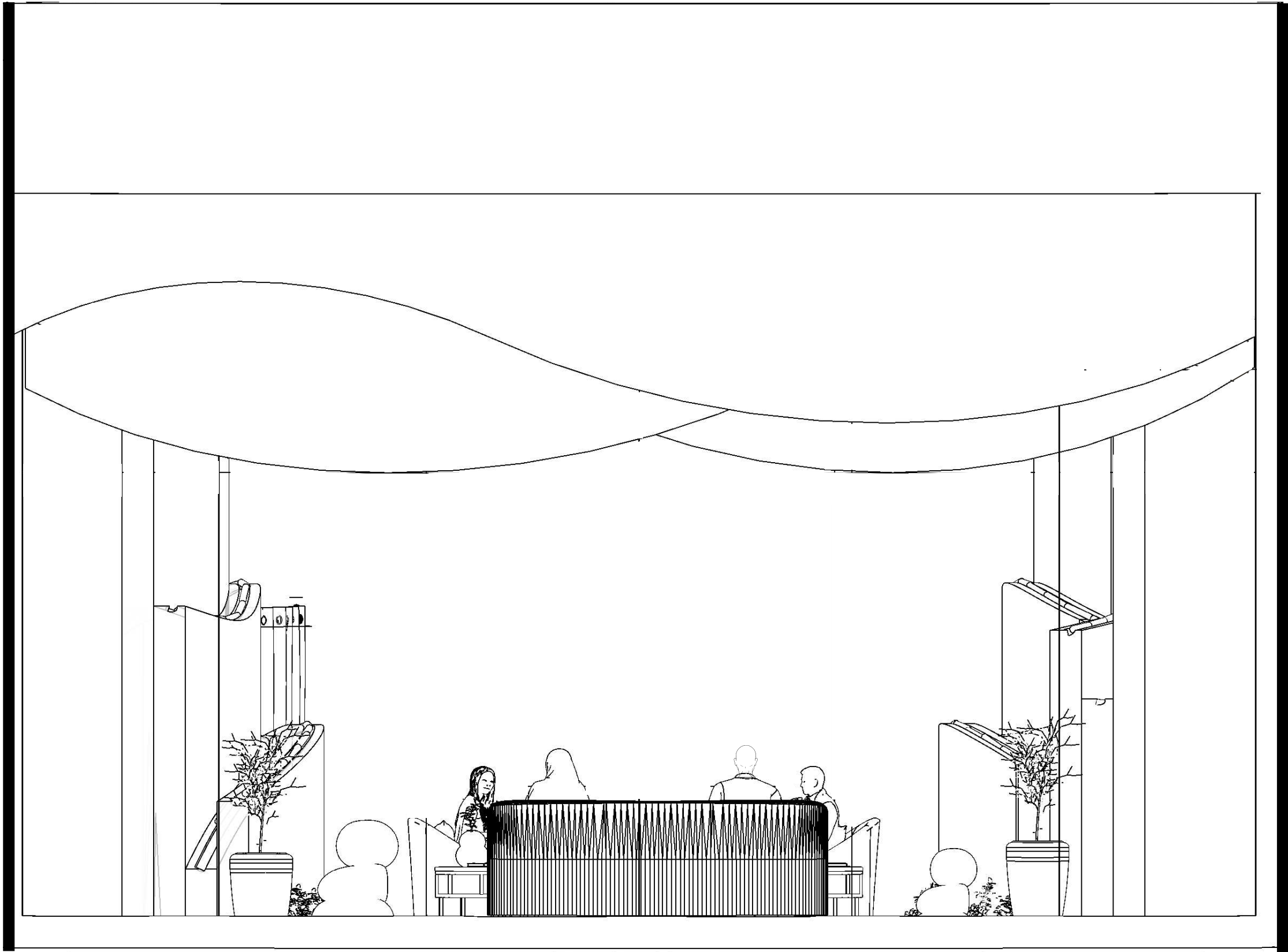
1:50



The image is a minimalist architectural drawing. It features a central rectangular area that is mostly blank white. This central area is framed by decorative halftone patterns. On the left side, a large, curved, triangular-shaped area is filled with a dense pattern of small grey dots. On the right side, a similar curved, triangular-shaped area is also filled with a dense pattern of small grey dots. A thin, solid black horizontal line runs across the top of the page, just below the top edge. The overall composition is clean and modern, using the halftone pattern as a decorative element to define the space around the central drawing area.

FRONT EXTERIOR ELEVATION






FRONT EXTERIOR

SCALE

1:50





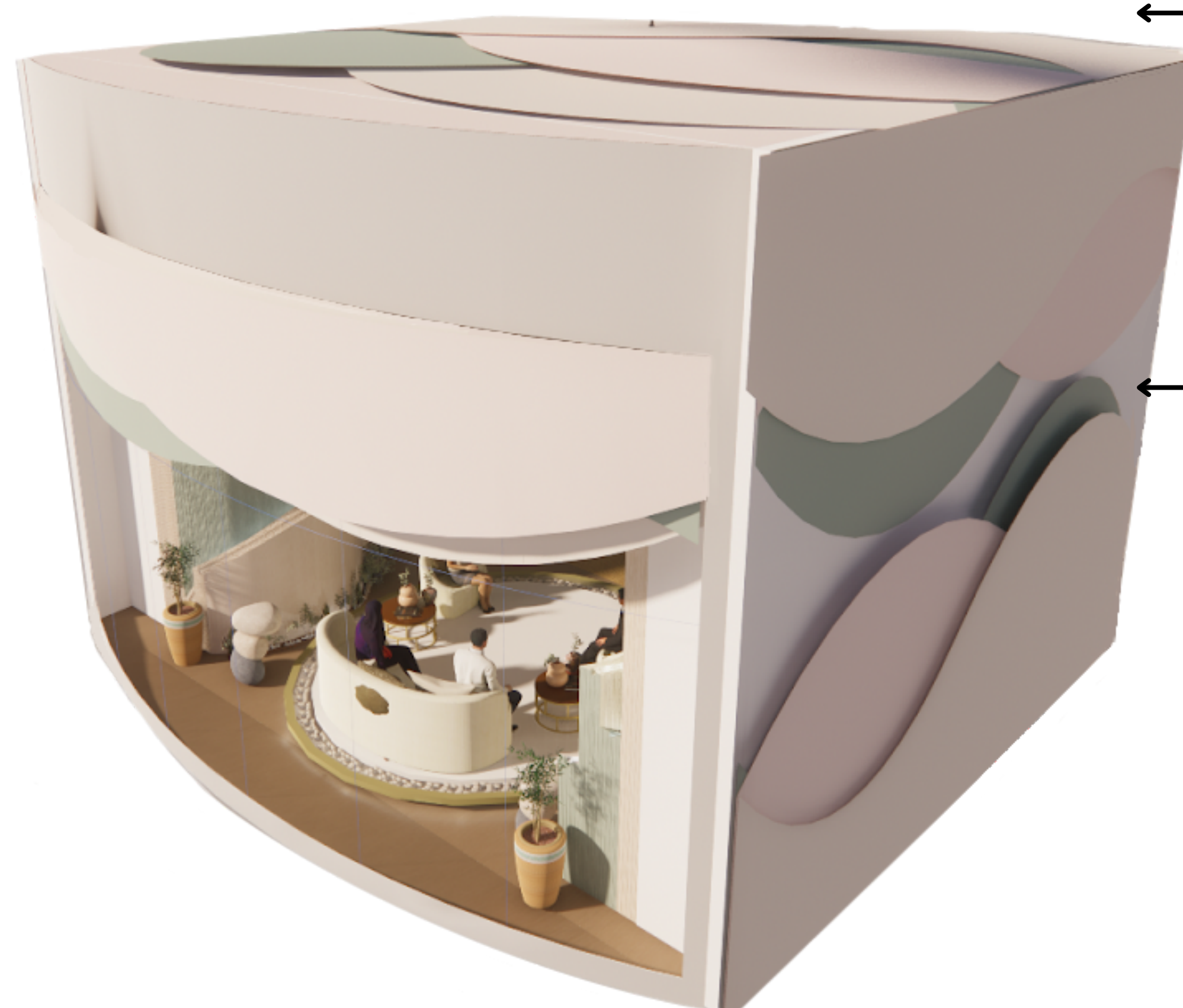
**SPIDER WEB**

IS COVERED WITH A CURTAIN WHICH  
FOLLOWS THE ORGANIC FORM CURVES  
OF THE PANELS. IT ALSO HAS THE SAME  
COLORS.

**CURVE PANELS**

THE CURVED PANELS IS AN ORGANIC  
FORM WHICH IS TAKEN FROM SAND  
DUNES IN QATAR.





### **ROOF TOP DESIGN**

THE CURVED PATTERNS ARE ALSO IMPLEMENTED IN THE ROOF TOP WHICH INDICATES THE SAND DUNES OF QATAR

### **CURVE PATTERN FOR THE FACADE**

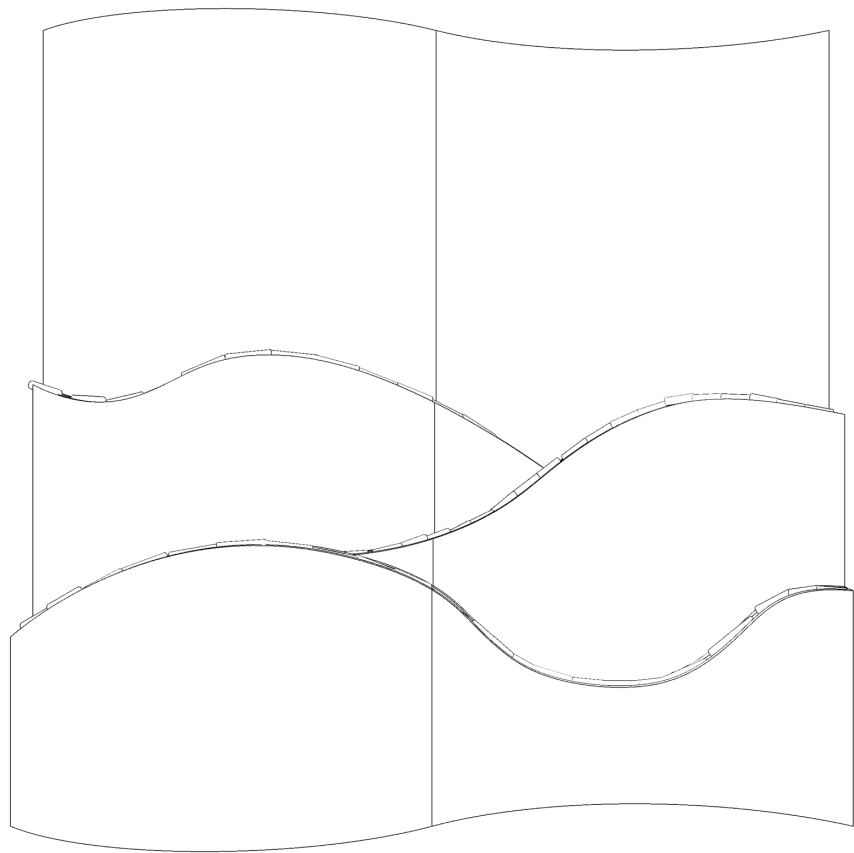
THE CURVED PATTERN IS AN ORGANIC FORM WHICH IS TAKEN FROM SAND DUNES IN QATAR.



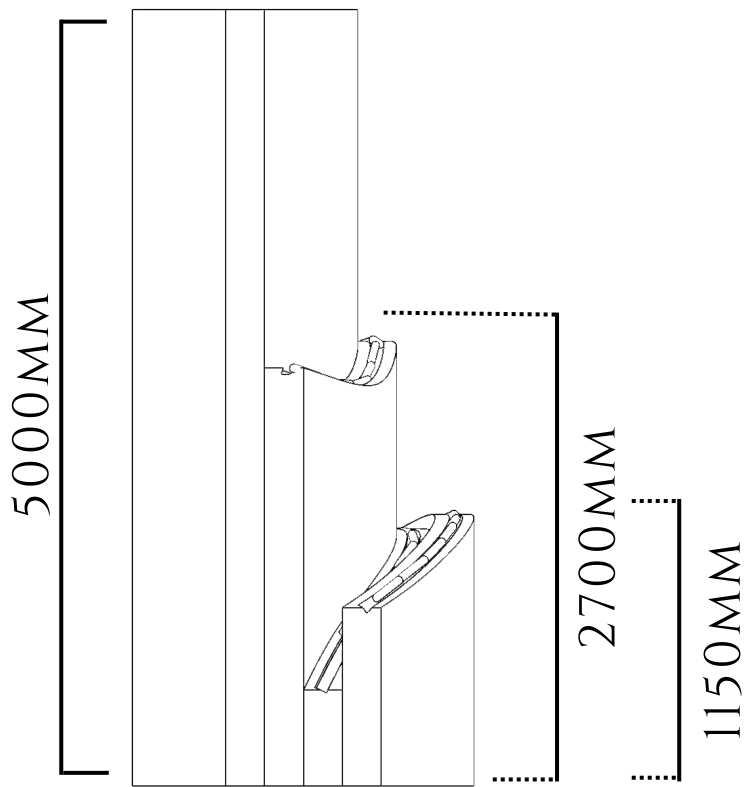
The background features a minimalist design with a horizontal line across the top. Three halftone patterns are positioned around the central text: one in the top-left corner, one on the left side curving towards the center, and one on the right side curving towards the center. The patterns consist of small, light gray dots arranged in a grid, with varying densities and orientations that create a sense of depth and movement.

DETAIL

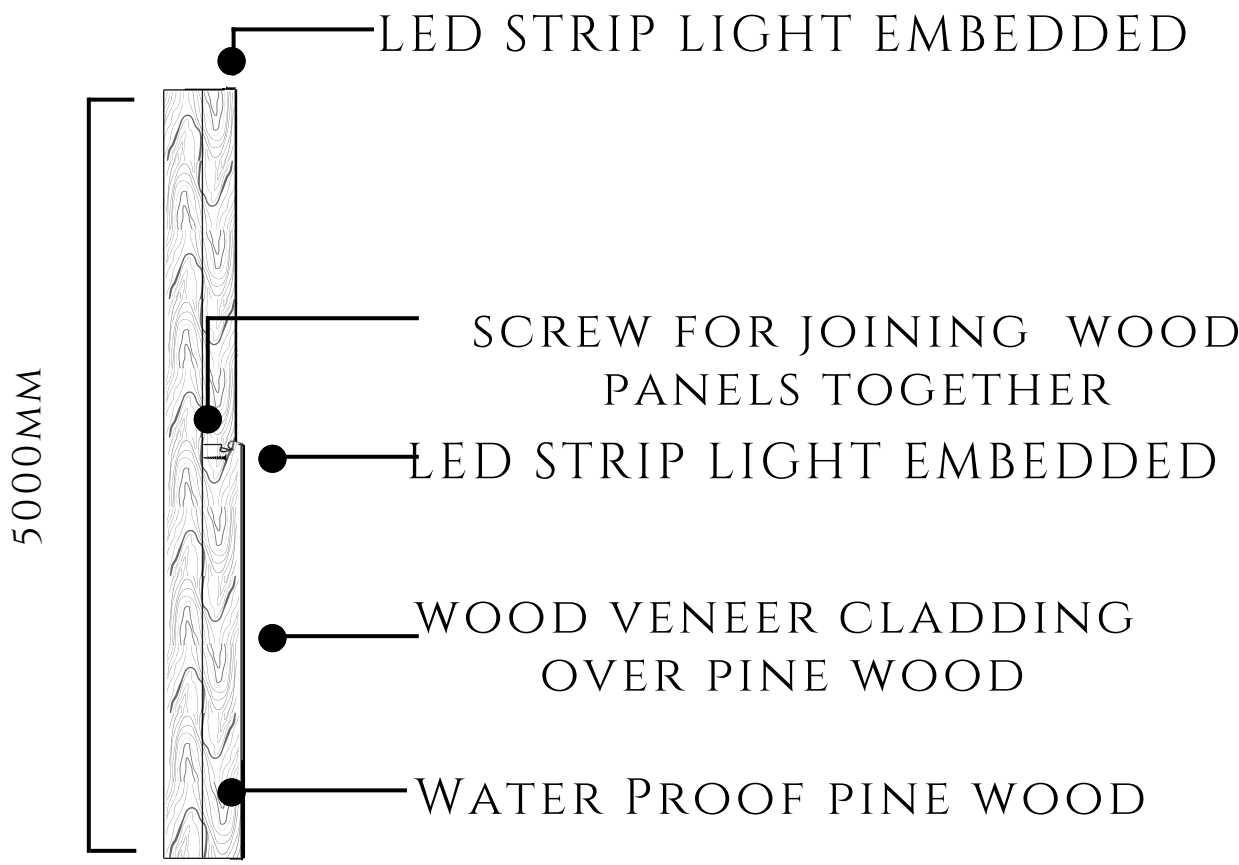




○ ELEVATION PANEL  
1:50



○ SECTION PANEL  
1:50



○ DETAIL PANEL  
1:50



The background features a minimalist design with a horizontal line across the top. Three halftone patterns are positioned around the central text: one in the top-left corner, one on the left side that curves around the text, and one in the bottom-right corner. The patterns consist of dots of varying sizes and densities, creating a sense of depth and movement.

INTERIOR RENDERS



























